

4. Nire ipuinik maitatuena


4.3. Azken xedea
> Antzerkia



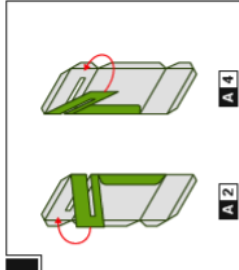
- Eszenatokia

HANSEL ETA GRETEL:

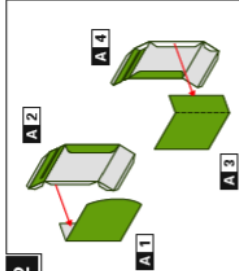
© CANON CREATIVE PARK



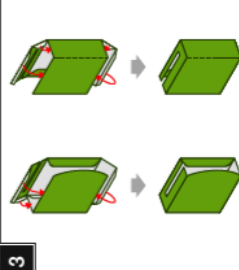
Instructions	Pattern: 10 sheets	Number of Parts: 29	
<p>You will need: Scissors, glue, a ruler, a used ball-point pen</p> <p>Assembly tip: Trace along the folds with a ruler and a used pen (no-ink) to get a sharper, easier fold.</p>			
<p>----- Mountain fold - - - - - Valley fold _____ Scissors line</p> <p> Cut out ● Glue spot</p>			
<p>Caution: Glue, scissors and other tools may be dangerous to young children so be sure to keep them out of the reach of young children.</p>			



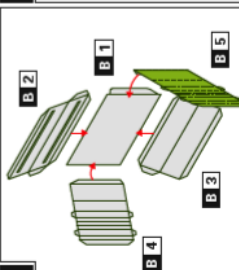
1



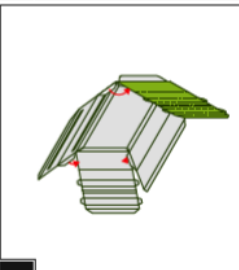
2



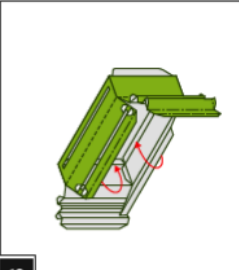
3



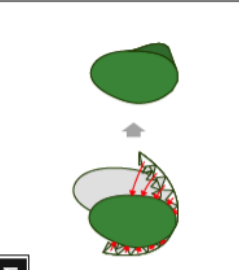
4



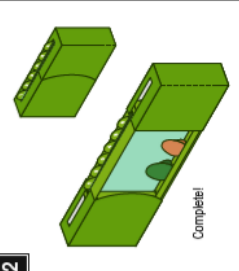
5



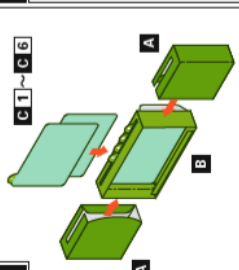
6



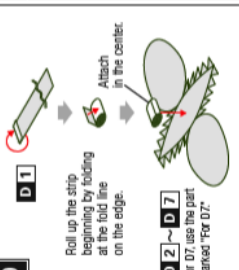
7



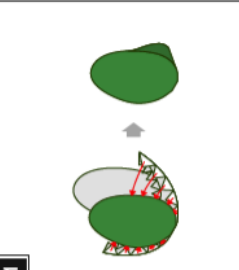
8



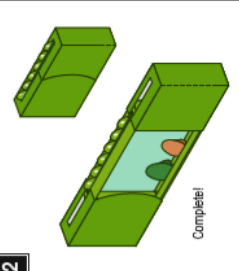
9



10



11



12

Complete!


4.3. Azken xedea
> Antzerkia




- Eszenatokia

HANSEL ETA GRETEL:

A 3



A 1

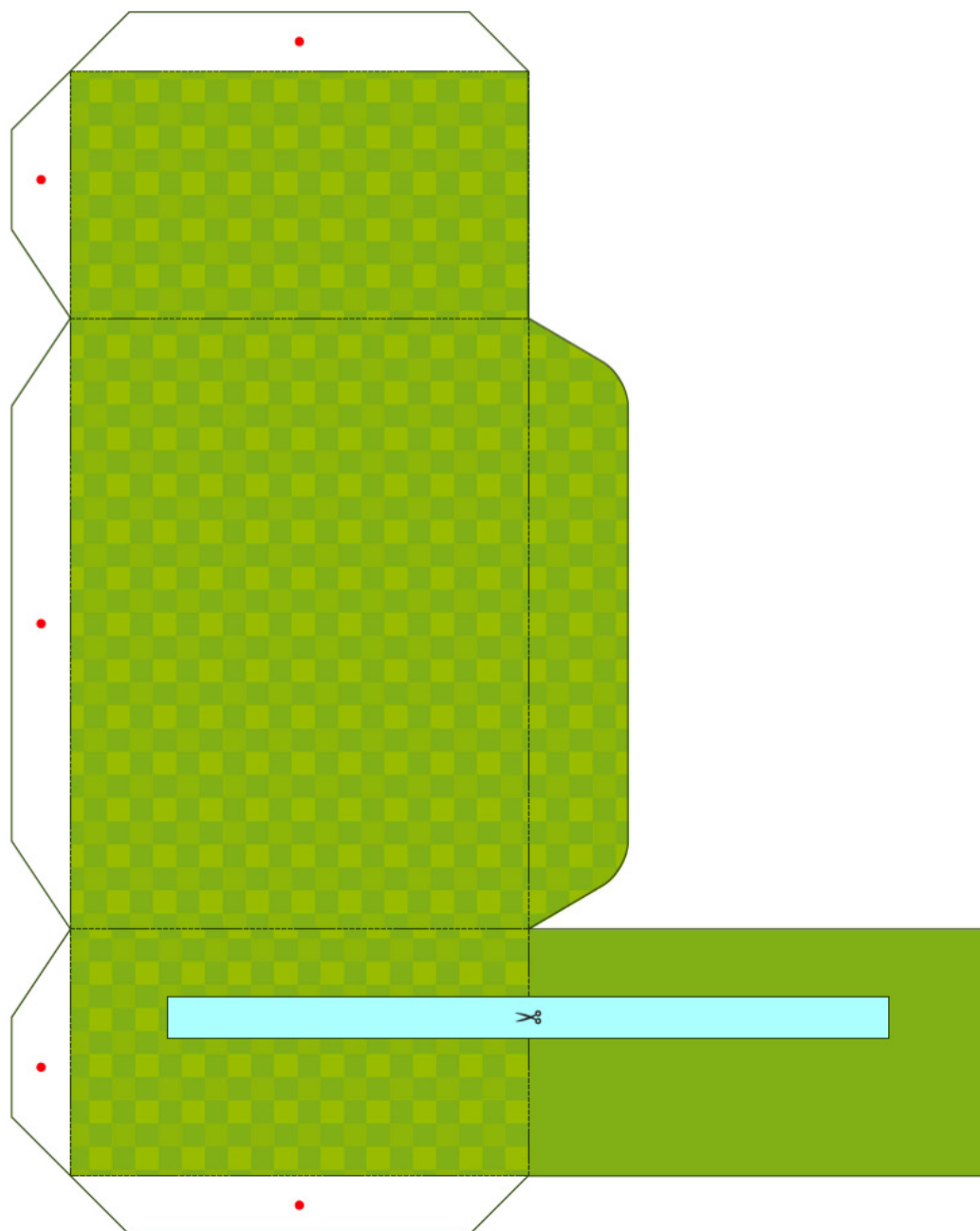


4.3. Azken xedea
> Antzerkia



- Eszenatokia

HANSEL ETA GRETEL:



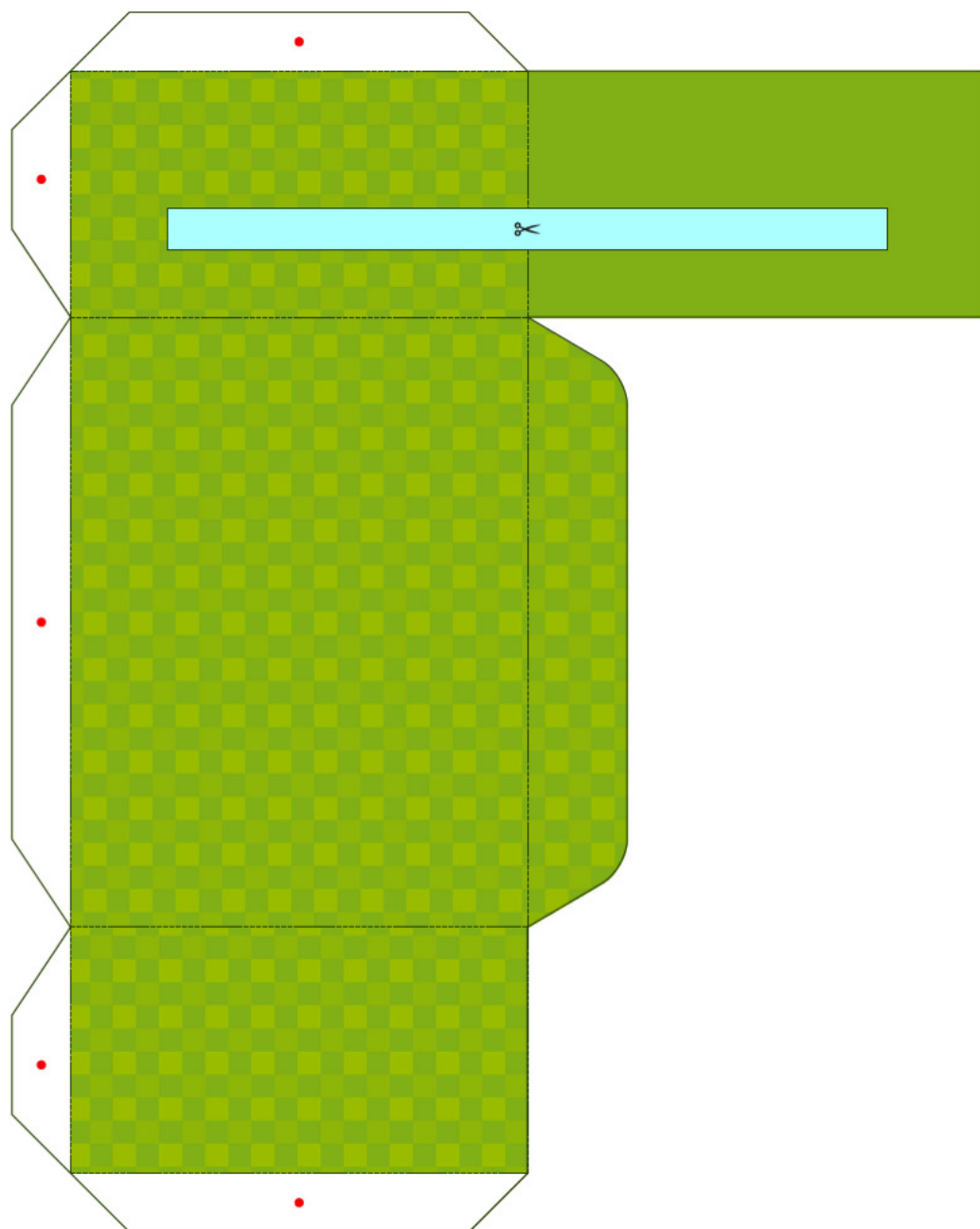
A 2

4.3. Azken xedea
> Antzerkia



- Eszenatokia

HANSEL ETA GRETEL:



A4

4.3. Azken xedea > Antzerkia



- Eszenatokia

HANSEL ETA GRETEL:

B 7



B 6



B 1

Hansel and Gretel

- 1 Once upon a time, there were two friendly children, a brother and sister named Hansel and Gretel.
- 2 But luckily, Hansel was very clever, and he had left a trail of white pebbles to show them the way back home. It was a clear night, and the moonlight reflected off the pebbles, guiding Hansel and Gretel back to their house.
- 3 The wicked stepmother, having failed in her plan to hurt herself or these children, took them into the woods again, this time leaving them in a much deeper part of the woods. Hansel had left a trail of breadcrumbs this time, but a hungry bird came along and gobbled them all up! With nothing to show them the way home, Hansel and Gretel were lost, deep in the woods.
- 4 After wandering in the woods for hours, the children noticed a delicious, sweet smell coming from the back of the woods. They had discovered a gingerbread house! Having walked all night, the children were starving, and they couldn't resist helping themselves to a few slices of the house! As they were eating, a kindly old woman came out of the house and invited them inside, treating them very nicely indeed.
- 5 The next morning - oh good heavens! Hansel had been locked up in a cage! Gretel was made the old woman's slave. The woman was not a kindly old woman at all - she was a witch, who planned to eat Hansel and Gretel! After a few days, the witch decided Hansel was ready to be eaten. As she prepared the stove, Gretel crept up behind her, gathered her strength, and pushed the witch right into the oven! "No!" cried the witch.
- 6 Hansel and Gretel were terrified by what had happened, but at least now they had escaped from the witch. They wandered through the woods, and somehow managed to find their way home. When they got home, their wicked stepmother had died, so they lived with their kind father, happily ever after.

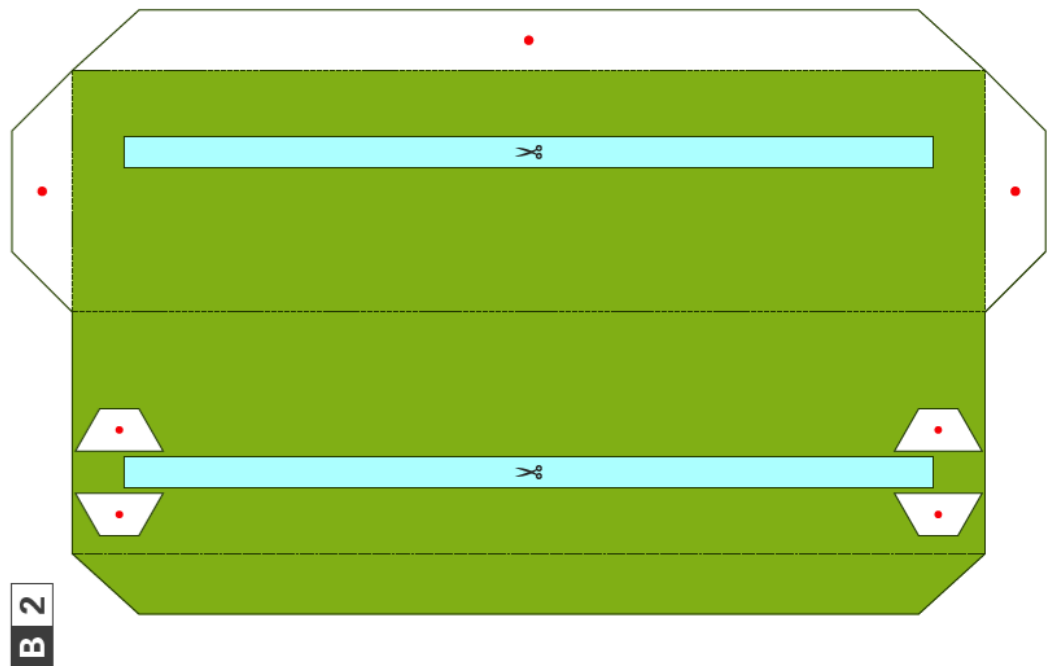
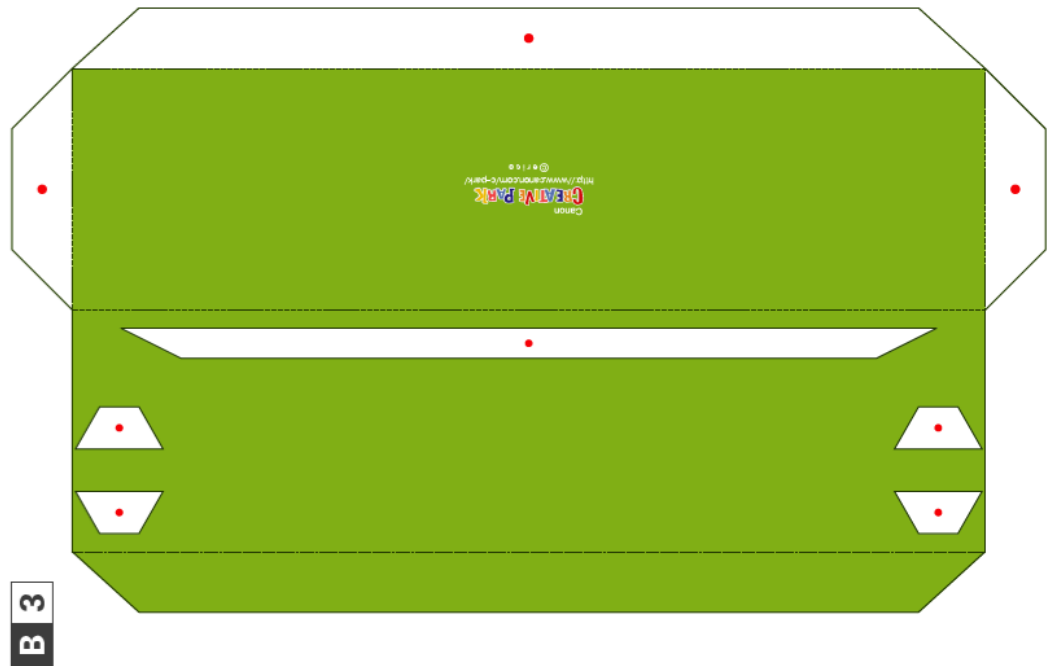
4. Nire ipuinik maitatuena

4.3. Azken xedea
> Antzerkia



- Eszenatokia

HANSEL ETA GRETEL:





4.3. Azken xedea
> Antzerkia



- Eszenatokia

HANSEL ETA GRETEL:



4.3. Azken xedea
> Antzerkia



- Eszenatokia


HANSEL ETA GRETEL:

C 2



2

C 1



1

D 1

Two vertical rectangular boxes for writing.

4.3. Azken xedea
> Antzerkia



- Eszenatokia


HANSEL ETA GRETEL:

C 4



4

C 3



3

D 1

Two vertical rectangular boxes for notes or answers.

4.3. Azken xedea
> Antzerkia



- Eszenatokia

HANSEL ETA GRETEL:

C 6



9

C 5



5

D 1

(For D7)

4.3. Azken xedea
> Antzerkia



- Eszenatokia

HANSEL ETA GRETEL:

